



Rear Entry

Toyota Sienna Hybrid FWD

Manual, Fold-Out Ramp
Caregiver | Commercial




Enjoy the freedom from worrying about being “parked in” or waiting for an accessible parking space. Our rear entry conversion, combined with the quality and fuel efficiency of a Toyota hybrid is unmatched. This van offers excellent seating options, affordability, reliability, and has been safety tested and approved.



Highlighted Features

- Optional OEM Mid-Row seat can be re-installed for 6 passenger max. capability
- The wide and long interior area offers a well lit, large usable space.
- Spring-assisted, rattle-free ramp is easy to use and has a textured non-slip finish.
- Enjoy all of Toyota's original convenience features like Toyota Safety Sense™, back-up camera, smart & key-less entry, media port, (3) zone climate control and more.
- Front seats, center console and hybrid battery systems are all factory original.



Manual
Fold-Out Ramp



7 Yr Rust Protection
Infinite Miles



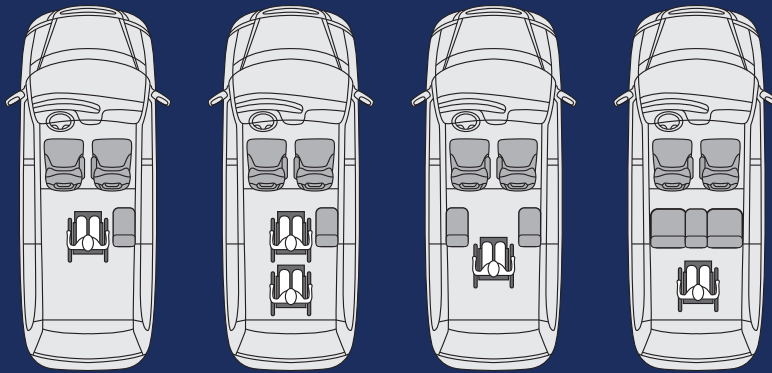
Passenger 16" fixed Freedman seat standard



OEM 3 Person Mid-Row Seat option



Black Chroma Phantom 2.2 mm Altro Safety flooring & black carpet



Flexible Seating Options



Passenger Capacity

- Passenger side 16" fixed Freedman seat **comes standard**
- Optional 3 passenger OEM Mid-row seat or a driver side 16" fixed Freedman seat can be installed
- (2) wheelchair passengers can ride comfortably, safe and secure.

A 57"

Ramp Door Opening Height

B 41"

Ramp Door Opening Width

C 58.8"

Interior Headroom

D 9.5°

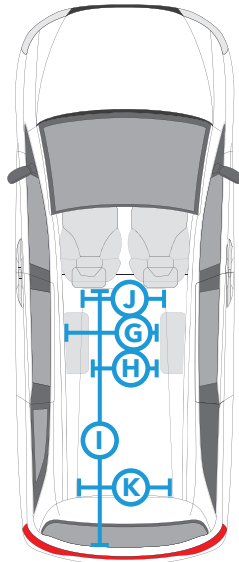
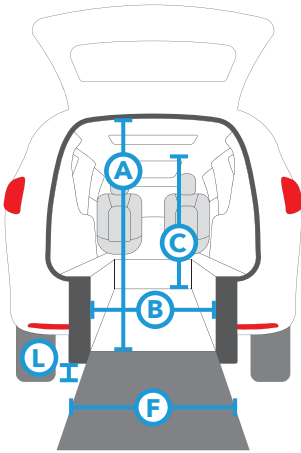
Ramp Angle

E 70.6"

Ramp Length

F 39.5"

Ramp Width



TOYOTA SIENNA HYBRID FWD REAR ENTRY

G Floor Width (1) Mid-Row Seat - Standard	30"
H Floor Width (2) Mid-Row Seats - Optional	23.6"
I Mobility Area Floor Length	98.4"
J Mobility Area Floor Width (1)	35"
K Mobility Area Floor Width (2)	41"
L Ground Clearance (exhaust at wheels)	6.7"
Overall Vehicle Length	203.2"
Overall Vehicle Height	75.7"
Overall Vehicle Width	79"
Ramp Capacity	ADA Compliant*



* Ramp capacity meets or exceeds ADA CFR Title 49 Subtitle A part 38 Subpart B requirements. Vantage Mobility engineering recommends the ramp load capacity to not exceed 1000lbs for normal use. Seating options may vary. Specifications apply to Vantage Mobility Toyota Sienna Hybrid FWD vehicles with a Rear Entry conversion. Measurements may vary based on vehicle trim levels and environmental factors. To ensure best vehicle fit, please visit with your local dealer to confirm vehicle measurements prior to purchase. All information is subject to change without notice.
© 2024 Vantage Mobility. All rights reserved.